



Parent Portal Otus Set-up

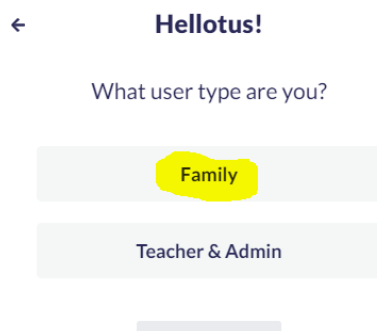
1. Type in the browser: **my.otus.com**, you should see this page.



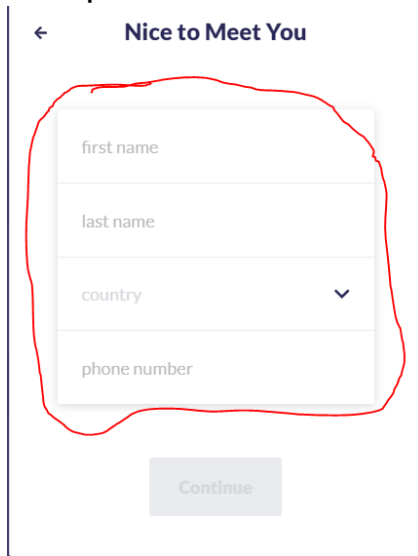
2. Click "create a new account"



3. Click "Family".



4. Complete information



← Nice to Meet You

first name

last name

country ▼

phone number

Continue

5. Follow the steps in the tutorial video provided to you through email to set up your students, the video is located on the district website www.d181.k12.id.us.
6. These are the codes for your student(s).
Students will be bringing home this information tonight, Tuesday, October 4, 2022. Elementary students will bring home the codes for Jr. High or High School siblings. If Jr. Sr. High students do not have siblings in the elementary, they will bring home the codes on this template.
7. If you have any questions, please contact Jamie Lamb at the Jr. Sr. High School (208) 879-2255 or Shanna Lammers at Challis Elementary School (208) 879-2439.